



### District Report Card: 2017


<b>State:</b> Uttarakhand	<b>District:</b> Rudraprayag
<b>Class:</b> 5	<b>Subject:</b> Language
<b>Schools:</b> 61	<b>Students:</b> 509


### Participation/Coverage


#### Students

<div>GENDER</div> <div></div>	Boys		Girls	
	Number	%	Number	%
	247	48.53	262	51.47

<div>AREA</div> <div></div>	Rural		Urban	
	Number	%	Number	%
	490	96.27	19	3.73

<div>CATEGORY</div> <div></div>	SC		ST		OBC		GEN	
	Number	%	Number	%	Number	%	Number	%
	207	40.67	0	0.00	11	2.16	291	57.17

<div>CWSN</div> <div></div>	LD	VI	HI	S&LD	ID	Oth
	0	0	0	2	1	1

<div>Management</div> <div></div>	Government		Government-aided	
	Number	%	Number	%
	509	100.00	0	0.00

### Average Performance of Students in Language (%)

Overall	Gender		Area		Management		Social Group			
	Male	Female	Rural	Urban	Govt.	Aided	SC	ST	OBC	GEN
64.58	64.70	64.48	64.16	75.44	64.58	0.00	59.97	0.00	71.52	67.61

## Performance on Learning Outcomes (LOs)

Learning Outcomes	Description	Average Performance(%)
L504	Reads and comprehends independently storybooks, news items/ headlines, advertisements etc.	63.38
L508	Reads text with comprehension, locates details and sequence of events	65.19

Range of Performance of Students who Answered Correctly							
Below 30%		30% - 50%		50% - 75%		Above 75%	
Number	%	Number	%	Number	%	Number	%
36	7.07	89	17.49	219	43.03	165	32.42

## Lowest Performing Learning Outcomes (LOs)

- 1 - Reads and comprehends independently storybooks, news items/ headlines, advertisements etc. (63.38)
- 2 - Reads text with comprehension, locates details and sequence of events (65.19)